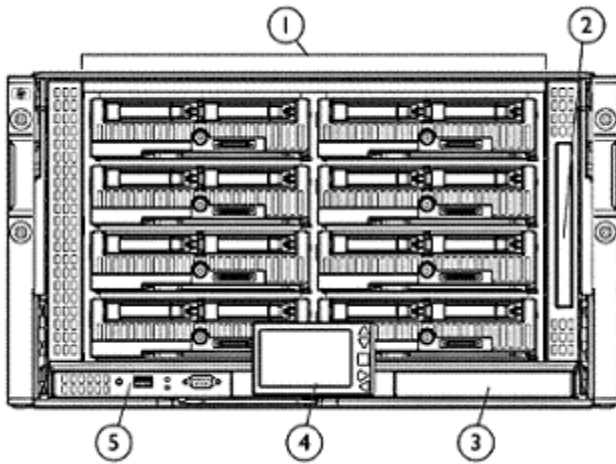


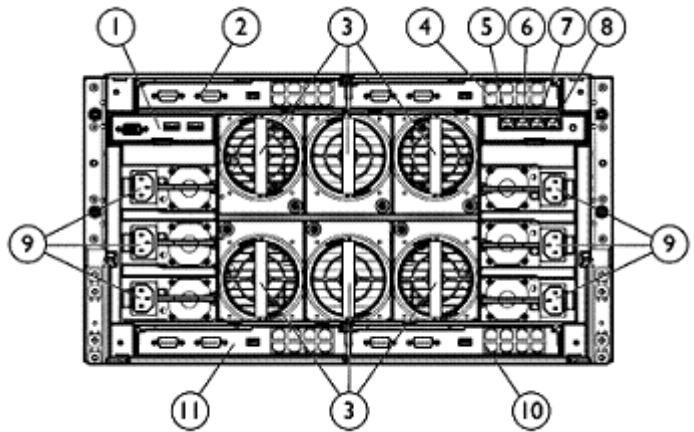
### Overview

### HP BladeSystem c3000 Enclosure



**HP BladeSystem c3000 Enclosure - Front View**

1. Device Bays 1 thru 8
2. Enclosure DVD Drive
3. Standby Onboard Administrator
4. Insight Display
5. Active Onboard Administrator



**HP BladeSystem c3000 Enclosure - Rear View**

1. Local KVM interface
2. Interconnect Bay 1
3. Active Cool 100 Fans and Fan Bays
4. Interconnect Bay 2
5. Enclosure Up-link and Service Port
6. Enclosure Down-link
7. iLO/Onboard Administrator Port
8. iLO/Onboard Administrator Port 2
9. Power Supplies
10. Interconnect Bay 4
11. Interconnect Bay 3

### What's New

Support for the HP ProLiant BL460c Gen9 Server Blade

### HP BladeSystem c-Class Overview

#### HP BladeSystem c-Class c3000 Enclosure

A HP BladeSystem solutions start with an either a c7000 or c3000 enclosure. For the c3000 enclosure, key enclosure components include hot-plug power supplies, hot-plug HP Active Cool 100 Fans, and an optional redundant BladeSystem Onboard Administrator module. Once the enclosure and its key components have been selected, the following components can be added: interconnect modules, HP ProLiant and Integrity server blades, expansion blades, and optional HP Insight Control for BladeSystem management software. For information on these options please visit: <http://www.hp.com/go/bladesystem>.

**NOTE:** HP BladeSystem c3000 and c7000 Enclosures support G1 through Gen9 ProLiant and Integrity server blades, subject to support requirements of the Onboard Administrator. Certain HP ProLiant server blades and options may require a specific version of the Onboard Administrator firmware. This firmware release may also require other subsystem firmware upgrades. For further information, please see the [HP Service Pack for ProLiant \(SPP\) website](#) and the HP Support Center document “[HP ProLiant Server Blades - Compatibility with HP BladeSystem c7000 and c3000 Enclosures and Firmware](#)”.

A BladeSystem c3000 Enclosure holds up to 8 server blades and up to 4 expansion blades (not exceeding 8 total blades) plus redundant network and storage interconnects. It includes a shared, multi-terabit high-speed midplane for wire-once connectivity of server blades to network and shared storage. Power is delivered through a pooled power backplane that ensures the full capacity of the power supplies is available to all blades.

Each c3000 enclosure is built with the following functions:

- Up to 8 half-height server blades, 4 full-height server blades, and/or 4 expansion blades per enclosure (not exceeding 8 total blades).  
**NOTE:** For information on mixing half-height server blades, full-height server blades, and expansion blades, please see the section titled "Server Blade, Expansion Blade, and Fan Population Guidelines" later in this document.
- Up to 2 redundant I/O interconnect fabrics (Ethernet, Fibre Channel, iSCSI, SAS, etc.) supported simultaneously within the enclosure.
- A single-phase power subsystem for flexibility in connecting to datacenter power, UPSs, or low-line (100VAC to 110VAC) wall outlets.  
**NOTE:** Caution: when connecting directly to wall outlets, customers should determine the maximum amperage of the wall outlet circuit to prevent power overload.
- Choice of AC or DC power supplies.
- PARSEC enclosure design - Parallel, redundant and scalable cooling and airflow design.
- Up to six (6) hot-plug HP Active Cool 100 Fans.
- Redundant hot-plug cooling, redundant hot-plug power supplies, redundant connections, redundant interconnect modules, and optional redundant BladeSystem Onboard Administrator management module.

An Onboard Administrator management module is built in to the enclosure with the following functions:

- Robust, multiple enclosure setup and control.
- Reports asset and inventory information for the devices in the enclosure.
- Reports thermal and power information, including real-time actual power usage per server and per enclosure.
- Front-mounted Insight Display for easy management at the deployment site.
- Integrated access to all server blade iLOs from a single cable.
- Provides integrated access to interconnect bay device management ports from the single Onboard Administrator cable.

### HP BladeSystem c-Class Overview

- Single sign-on capability for all devices in the enclosure.
- Role-based security locally and/or with LDAP directory services.
- Provides a wizard-based initial setup process for easy configuration.
- An optional DVD drive for local software deployment, and HP SmartStart deployment
- An optional local KVM interface for connection to KVM switches.

A BladeSystem c3000 enclosure provides the following benefits:

- With local and remote hardware management integrated across the solution, one full enclosure can be managed as easily as one server.
- Management and network interconnects extend scalability beyond a single enclosure, allowing resources to be pooled and shared across multiple enclosures.
- Accommodates multiple server and network designs in one enclosure.
- Lower costs per server in comparison to rack-mounted servers
- Lower power consumption in comparison to rack-mounted servers.
- Reduced and simplified cabling in comparison to rack-mounted servers.
- Investment protection supporting G1 through Gen9 server blades.

---

#### HP ProLiant & Integrity Server Blades

Delivering best-in-class performance, choice and reliability on AMD Opteron™, Intel® Xeon® and Intel® Itanium® processors for Windows, Linux, Solaris, OpenVMS, or HP-UX based servers; the HP portfolio of server blades supports a variety of application requirements for scale-out architectures. HP offers one-, two-, four- and eight -processor server blades, with the widest range of performance, and form factors. For information please visit: <http://www.hp.com/go/bladessystem>.

---

#### HP D2200sb Storage Blade

##### Direct attached storage

The D2220sb Storage Blade delivers direct attached storage for c-Class Gen8 and greater server blades, with support for up to twelve hot plug small form factor (SFF) SAS or SATA Midline hard disk drives or SAS/SATA SSDs. The enclosure backplane provides a PCI Express connection to an adjacent c-Class server blade and enables high performance storage access without any additional cables. The D2220sb Storage Blade features an onboard Smart Array P420i controller with 2GB flash-backed write cache, for increased performance and data protection. Up to four D2220sb storage devices can be supported in a single BladeSystem c3000 Enclosure for up to 57.6 TB of capacity.

##### Two ways to create shared storage with the D2220sb

Use HP StoreVirtual VSA software to turn the D2220sb into an iSCSI SAN for use by all servers in the enclosure and any server on the network. HP VSA software is installed in a virtual machine on a VMware ESX host server adjacent to the D2220sb. HP StoreVirtual VSA turns the D2220sb into a scalable and robust iSCSI SAN, featuring storage clustering for scalability, network RAID for storage failover, thin provisioning, snapshots, remote replication, and cloning. Expand capacity within the same enclosure or to other BladeSystem enclosures by adding additional D2220sb Storage Blades and HP VSA licenses. A cost effective bundle of the D2220sb Storage Blade and a HP StoreVirtual VSA license makes purchasing convenient. If storage needs increase, add HP P4300 or P4500 systems externally and manage everything via a single pane of glass.

The HP StoreEasy 3830 and 3840 Gateway Storage Blades are flexible storage server solutions for BladeSystem environments. Combine the StoreEasy 3830 or 3840 with the D2220sb Storage Blade to enable file serving and iSCSI shared storage inside the BladeSystem enclosure.

**NOTE:** The D2220sb requires a c3000 enclosure configuration with 6 fans

For more information, please visit:

[http://h18004.www1.hp.com/products/quickspecs/14507\\_na/14507\\_na.html](http://h18004.www1.hp.com/products/quickspecs/14507_na/14507_na.html)

### HP BladeSystem c-Class Overview

**HP Ultrium Tape Blades** Tape blades are ideal for HP BladeSystem c-Class customers who need a data protection solution but are not connected into a storage area network (SAN). They provide direct attach data protection for the adjacent server and network backup protection for all other data within the enclosure. The HP tape blades are the industry's first bladed tape drives and are developed exclusively for the BladeSystem c-Class enclosures.

For more information, please visit:

[http://h18000.www1.hp.com/products/quickspecs/12729\\_na/12729\\_na.html](http://h18000.www1.hp.com/products/quickspecs/12729_na/12729_na.html)

**HP BladeSystem c-Class Interconnect Options** HP offers one of the broadest selections of interconnect fabric options in the industry to provide network, SAN/network attached storage (NAS), and cluster connectivity. HP BladeSystem interconnects provide:

- HP Virtual Connect devices, designed to reduce networking costs and simplify network configuration and provisioning.
- Seamless integration of Ethernet, FC, iSCSI, and SAS fabrics: Standard-based switch options include Cisco, Brocade, and HP products that integrate within your existing standards.
- Built-in redundancy: rear-mounting interconnect modules designed for redundant interconnections between server blades and switches.
- Cable reduction: Interconnect switches provide up to 32-to-1 network cable reductions per server blade enclosure

HP BladeSystem c-Class Interconnect and Mezzanine Components:

<http://h18004.www1.hp.com/products/blades/components/c-class-interconnects.html>

<http://h18004.www1.hp.com/products/blades/components/c-class-adapters.html>

**Factory Express Portfolio for Servers and Storage** HP Factory Express offers configuration, customization, integration and deployment services for HP servers and storage products. Customers can choose how their factory solutions are built, tested, integrated, shipped and deployed.

Factory Express offers service packages for simple configuration, racking, installation, complex configuration and design services as well as individual factory services, such as image loading, asset tagging and custom packaging. HP products supported through Factory Express include: a wide array of servers and storage: HP Integrity, HP ProLiant & HP ProLiant & Integrity Server Blades, HP BladeSystem, HP 9000 servers as well as the MSAxxxx, VA7xxx, EVA, XP, rackable tape libraries and configurable network switches.

For more information on Factory Express services for your specific server model please contact your sales representative or go to: <http://www.hp.com/go/factory-express>

**HP Simple Configurator** SCE is a guided self-service tool to help sales and non-technical people provide customers with initial configurations in 3 to 5 minutes. You may then send the configuration on for configuration help, or use in your existing ordering processes. If you require "custom" rack configuration or configuration for products not available in SCE, please contact HP's Customer Business Center or an Authorized Partner for assistance. <http://www.hp.com/products/configurator>

**HP Insight Management software** Insight Management

Managing the growing number of servers can be complex and expensive for your organization. IT managers need to address changing business needs with tools that meet the challenges of managing today's complex Datacenters.

HP Insight Management lowers the cost of running your HP ProLiant servers by providing you with best-in-class management tools, including HP Insight Control, HP Virtual Connect Enterprise Manager (VCEM), and HP Matrix Operating Environment. Insight Management increases your

### HP BladeSystem c-Class Overview

productivity and reduces your operating costs to get you higher value from your HP ProLiant servers.

Electronic download of Insight Management Media  
Insight Management software media is available for free download (not including license entitlement certificates) at this website:

<http://www.hp.com/go/insightupdates>.

Software media available for download includes:

- HP Insight Control
- HP Insight Control for Microsoft® System Center
- HP Insight Control for VMware vCenter Server
- HP Virtual Connect Enterprise Manager (VCEM)
- HP Matrix Operating Environment

Customers will receive an Insight Control or Matrix Operating Environment license entitlement certificate via physical shipment or email. The license entitlement certificate must be redeemed online or via fax in order to obtain the license activation key(s).

One year of 24x7 Software Technical Support and Updates are included with your purchased licenses.

HP provides a complete range of installation and support services to ensure the successful deployment and operations of your server infrastructure. For more information about support services and licensing options, see the following website:

<http://www.hp.com/go/insightsoftware>

Insight Software Media Kit (DVDs)

Physical media (DVDs) are also available for purchase from HP or from your authorized reseller (PN 436222-B21)

Service Pack for ProLiant (SPP)

Customers should use the HP Service Pack for ProLiant to update firmware, drivers, and related utilities:

- Main SPP page: [www.hp.com/go/spp](http://www.hp.com/go/spp)
- SPP download page: [www.hp.com/go/spp/download](http://www.hp.com/go/spp/download)

HP Integrated Lights-Out (iLO)

HP Integrated Lights-Out (iLO) simplifies server setup, health monitoring, power and thermal control, and lights-out remote administration of ProLiant ML, DL, and BL servers. HP iLO functions without additional software and can be accessed from any location via a web browser. HP iLO works hand-in-hand with HP Systems Insight Manager, Insight Control and Insight Dynamics for ProLiant, helping customers unleash the value of the ProLiant platform and deliver the highest possible quality of IT service. For more information, visit: [www.hp.com/go/iLO](http://www.hp.com/go/iLO).

HP Insight Control

HP Insight Control, a product option, delivers essential infrastructure management that can help save time and money by making it easy to deploy, migrate, monitor, remote control, and optimize your IT infrastructure through a single, simple management console. For more information, see <http://www.hp.com/go/insightcontrol>.

### HP BladeSystem c-Class Overview

HP Matrix Operating Environment	<p>HP Insight Control includes one year of 24 x 7 HP Software Technical Support and Update Service ensuring rapid access to HP support staff and proactive delivery of software updates. For more information about this service, please visit: <a href="http://www.hp.com/services/insight">http://www.hp.com/services/insight</a></p> <p>The HP Matrix Operating Environment (Matrix OE) for ProLiant and Integrity servers is an integrated command center that helps you instantly adjust to dynamic business demands. This advanced infrastructure management software lets you reduce the cost of common data center tasks by up to 40 percent while keeping pace with your changing business.</p> <p>The HP Matrix OE includes the automated provisioning, optimization, and recovery management capabilities for HP CloudSystem Matrix, the ideal platform for private cloud and Infrastructure as a Service (IaaS).</p> <p>For more information, see <a href="http://www.hp.com/go/matrixoe">http://www.hp.com/go/matrixoe</a>.</p>
---------------------------------	--

#### HP Power Advisor

The HP Power Advisor is a tool provided by Hewlett-Packard to assist in the estimation of power consumption and proper selection of components including power supplies at a system, rack, and multi-rack level. A variety of additional features are also provided including a condensed bill of materials, a cost of ownership calculator, and a power report. The HP Power Advisor allows for the mixing of rack, blade, and other products in a single environment.

HP highly recommends using the HP Power Advisor tool to ensure the number of power supply options you have selected can fully support your BladeSystem configuration and to review maximum system power ratings for facilities planning purposes.

HP Power Advisor is available at: <http://www.hp.com/go/hppoweradvisor>

#### Warranty

**Warranty** - This product is covered by a global limited warranty and supported by HP Services and a worldwide network of HP Authorized Channel Partners. Hardware diagnostic support and repair is available for three years from date of purchase. Support for software and initial setup is available for 90 days from date of purchase. Additional support may be covered under the warranty or available for an additional fee. Enhancements to warranty services are available through HP Care Pack services or customized service agreements.

- Enclosure: Three-year parts and labor, on-site limited global warranty. Certain restrictions and exclusions apply
- Enclosure options: Fans, Power Supplies, BladeSystem Onboard Administrator, 1 Year parts only or enclosure warranty
- HP BladeSystem Interconnects: 1 Year parts and labor, on-site regardless of the warranty period for the system in which they are installed
- HP Storage Fibre Channel switches have a maximum warranty period of one (1) year regardless of the warranty period for the system in which they are installed
- Hard drives have either a one year or three year warranty; refer to specific hard drive QuickSpecs for details.

### Service and Support

#### Service and Support

##### **HP Technology Services for Industry Standard Servers and BladeSystem**

Capitalizing on HP ProLiant server and HP BladeSystem capabilities requires a service partner who understands your increasingly complex business technology environment. That's why it makes sense to team up with the people who know HP infrastructure hardware and software best - the experienced professionals at HP Services.

##### **Protect your business beyond warranty with HP Care Pack Services**

HP Care Pack services offer complete care and support expertise with committed response choices designed to meet your IT and business needs.

HP Foundation Care services offer scalable reactive support-packages for HP servers and software. You can choose the type and level of service that is most suitable for your IT and business needs. HP Proactive Care delivers high levels of system availability through proactive service management and advanced technical response. HP Datacenter Care provides highly flexible environmental support to address unique customer business needs.

Choose recommended services for your c3000 BladeSystem enclosure or contact your HP sales representative or authorized HP ServiceOne partner for additional HP Care Pack services information

### Recommended HP Care Pack Services for your HP product

#### Optimized Care

##### **3-Year HP 6 hour Call to Repair Response, Proactive Care**

Combined reactive and proactive support for hardware and software helping optimize your systems and delivering high levels of availability through proactive service management and advanced technical response. Hardware problem resolution to return the hardware in operating condition within 6 hours of the initial service request. A Technical Account Manager, as your single point of contact, will own your call or issue end to end until resolved.

<http://h20195.www2.hp.com/v2/GetPDF.aspx/4AA3-8855EEE.pdf>

##### **HP Installation and Startup Service for HP BladeSystem c-Class Infrastructure for c3000 enclosure**

Provides for hardware installation (c-Class ProLiant and Integrity server blades, storage blades, Ethernet Interconnects and Virtual Connect) and software installation and startup of a BladeSystem c3000 Infrastructure in a single enclosure including deployment of OS on all blades or deployment of OS (two blades) and HP Insight Control, plus Server Deployment (formerly RDP).

<http://h20195.www2.hp.com/V2/GetPDF.aspx/4AA0-5964ENW.pdf>

##### **HP Installation and Startup Service for HP BladeSystem c-Class Enhanced Network**

Provides for the configuration and testing of BladeSystem Ethernet interconnect switches and Virtual Connect to facilitate proper implementation of network protocols and access to advanced features.

<http://h20195.www2.hp.com/V2/GetPDF.aspx/4aa0-5969ENW.pdf>

#### Standard Care

##### **3-Year HP 24x7 4 hour response, Proactive Care Service**

This service gives you combined reactive and proactive support including rapid access to our Advanced Solution Center to manage and prevent problems and a Technical Support Specialist with a broad level of technical knowledge that will engage with additional technical expertise as needed from HP's vast global resources.

<http://h20195.www2.hp.com/v2/GetPDF.aspx/4AA3-8855EEE.pdf>

##### **HP Installation and Startup Service for HP BladeSystem c-Class Infrastructure for c3000 enclosure**

Provides for hardware installation (c-Class ProLiant and Integrity server blades, storage blades, Ethernet Interconnects and Virtual Connect) and software installation and startup of a BladeSystem c3000 Infrastructure in a single enclosure including deployment of OS on all blades or deployment of OS on two blades and HP Insight Control, plus Server Deployment (formerly RDP).

<http://h20195.www2.hp.com/V2/GetPDF.aspx/4AA0-5964ENW.pdf>

##### **HP Installation and Startup Service for HP BladeSystem c-Class Enhanced Network**

HP Provides for the configuration and testing of BladeSystem Ethernet interconnect switches to

### Service and Support

facilitate proper implementation of network protocols and access to advanced features.  
<http://h20195.www2.hp.com/V2/GetPDF.aspx/4aa0-5969ENW.pdf>

#### Related Services

##### **HP Proactive Care Personalized Support - Environmental Option**

The Personalized Support option provides an assigned Account Support Manager who can bring best practices from across the industry plus extra technical skills to your IT team. This option is only available as an add-on to HP Proactive Care Support.

##### **HP Proactive Select Service**

Provides a flexible way to purchase HP best-in-class consultancy and technical services. You can buy Proactive Select Service Credits when you purchase your hardware and then use the credits over the next 12 months. <http://h20195.www2.hp.com/V2/GetPDF.aspx/4AA2-3842ENN.pdf>

#### Insight Online/Insight Remote Support

Additional HP Care Pack services can be found at: <http://www.hp.com/go/cpc>

HP Insight Remote Support provides 24 X 7 remote monitoring, proactive notifications, and problem resolution. This comes at no additional cost with your HP solution. Learn more about Insight Remote Support <http://www.hp.com/go/insightremotesupport> and Insight Online <http://www.hp.com/go/insightonline>

**NOTE:** Insight Remote Support is a prerequisite for Proactive Care. All blades within a single HP BladeSystem enclosure must be at the same service level.

#### HP Support Center

Personalized online support portal with access to information, tools and experts to support HP business products. Submit support cases online, chat with HP experts, access support resources or collaborate with peers. Learn more <http://www.hp.com/go/hpsc>

HP's Support Center Mobile App allows you to resolve issues yourself or quickly connect to an agent for live support. Now, you can get access to personalized IT support anywhere, anytime.

HP Insight Remote Support and HP Support Center are available at no additional cost with a HP warranty, HP Care Pack or HP contractual support agreement.

**NOTE:** HP Support Center Mobile App is subject to local availability.

#### Parts and Materials

HP will provide HP-supported replacement parts and materials necessary to maintain the covered hardware product in operating condition, including parts and materials for available and recommended engineering improvements.

Parts and components that have reached their maximum supported lifetime and/or the maximum usage limitations as set forth in the manufacturer's operating manual, product quick-specs, or the technical product data sheet will not be provided, repaired, or replaced as part of these services.

The defective media retention service feature option applies only to Disk or eligible SSD/Flash Drives replaced by HP due to malfunction

#### For more information

To learn more on HP ProLiant servers and HP BladeSystem servers, please contact your HP sales representative or HP Authorized ServiceOne partner. Or visit: [www.hp.com/services/bladeSystem](http://www.hp.com/services/bladeSystem)



### Pre-Configured Models

#### HP BladeSystem c-Class Server Blade Enclosures

**NOTE:** HP does not allow factory integration of options into pre-configured models. Any additional options purchased will be shipped separately.

**NOTE:** If you desire a custom configuration, please see the "Configuration Information - Factory Integrated Models" section of this QuickSpecs.

HP BLc3000 Platinum Enclosure with 4 AC Power Supplies 6 Fans ROHS 8 Insight Control Licenses 696908-B21

**NOTE:** Includes 4 1200W AC Common Slot Platinum Plus Hot Plug Power Supplies, 6 Active Cool 100 Fans, DVD drive, Rail Kit, Onboard Administrator DDR2 module, 4 6ft C13 to C14 PDU power cords, 7 bay blanks, and 8 Insight Control Licenses.

HP BLc3000 Platinum Enclosure with 4 AC Power Supplies 6 Fans ROHS Trial Insight Control License 696909-B21

**NOTE:** Includes 4 1200W AC Common Slot Platinum Plus Hot Plug Power Supplies, 6 Active Cool 100 Fans, DVD drive, Rail Kit, Onboard Administrator DDR2 module, 4 6ft C13 to C14 PDU power cords, 7 bay blanks, and 8 Insight Control Trial Licenses.

### Smart Buys

<p><b>HP ProLiant c3000 3xBL460c Gen8 E5- 2650v2 2P Encl/S-Buy 794098-S01</b></p>	<p><b>Enclosure</b></p>	<p>HP BladeSystem c3000 Platinum Enclosure 4 Platinum Power Supplies and 6 Fans; up to 8 half height devices supported</p>
	<p><b>Server Blades</b></p>	<p>(3) HP ProLiant BL460c Gen8 E5-2650v2 2P Blades, each with (2) HP 146GB 6G SAS 15K rpm SFF SC Enterprise Hard Drives and Microsoft Windows Server 2012 R2 With Hyper V</p>
	<p><b>Storage Blade</b></p>	<p>(1) HP D2220sb PCIe and StoreVirtual VSA Bundle with (3) HP 300GB 6G SAS 10K rpm SFF SC Enterprise Hard Drives</p>
	<p><b>Switches</b></p>	<p>(2) HP 6120XG Blade Switches</p>
	<p><b>Interconnects</b></p>	<p>(3) HP Ethernet 10Gb 2-port 560M Adapters</p>
	<p><b>Enclosure Management</b></p>	<p>Onboard Administrator with optional Insight Control</p>
	<p><b>Physical Size</b></p>	<p>6U</p>
	<p><b>Enclosure Management</b></p>	<p>Onboard Administrator with optional Insight Control</p>
	<p><b>Software</b></p>	<p>8 Insight Control Trial Licenses</p>
	<p><b>Warranty</b></p>	<p><b>Enclosure:</b> Three-year parts and labor, on-site limited global warranty. Certain restrictions and exclusions apply  <b>Enclosure options:</b> Fans, Power Supplies, BladeSystem Onboard Administrator, 1 Year parts only or enclosure warranty  <b>HP BladeSystem Interconnects:</b> 1 Year parts and labor, on-site regardless of the warranty period for the system in which they are installed            Server warranty includes 3-year Parts, 3-year Labor, 3-year on-site support  <b>HP Storage Fibre Channel switches</b> have a maximum warranty period of one (1) year regardless of the warranty period for the system in which they are installed  <b>D2220sb</b> has three-year parts only limited global warranty (3-0-0). Certain restrictions and exclusions apply.</p>

### Configuration Information Factory Integrated Models

**NOTE:** This section lists some of the steps required to configure a Factory Integrated Model. To ensure only valid configurations are ordered, HP recommends contacting your local sales representative for information on Factory Integrated Model product offerings and requirements.

For a configuration of the HP BladeSystem, please do the following:

#### Step 1: Select desired model, configuration, and quantity of HP ProLiant server and expansion blades per enclosure (required)

**NOTE:** Each HP BladeSystem c-Class Server Blade Enclosure holds up to 8 half-height server blades, 4 full-height server blades, and/or 4 expansion blades per enclosure (not exceeding 8 total blades).

**NOTE:** HP BladeSystem c3000 and c7000 Enclosures support G1 through Gen9 ProLiant and Integrity server blades and Integrity server blades in the same enclosure, subject to support requirements of the Onboard Administrator. Certain HP ProLiant server blades and options may require a specific version of the Onboard Administrator firmware. This firmware release may also require other subsystem firmware upgrades. For further information, please see the [HP Service Pack for ProLiant \(SPP\) website](#) and the HP Support Center document “[HP ProLiant Server Blades - Compatibility with HP BladeSystem c7000 and c3000 Enclosures and Firmware](#)”.

**NOTE:** For server and expansion blade (storage, tape, and PCI Expansion) information, please visit: <http://www.hp.com/go/bladessystem>.

#### Step 2: Determine the HP BladeSystem c3000 Enclosure(s) and choose required options (One of the following from each list unless otherwise noted)

##### Select the base server blade enclosure configuration

**HP BladeSystem c3000 c-Class Server Blade Enclosures** **NOTE:** The enclosures listed below include 6 HP Active Cool 100 Fans, a DVD drive, rack rails, and a single DDR2 Onboard Administrator module.

**NOTE:** The power supply kits, power cables, interconnects, etc. are added per the steps below.

**NOTE:** The enclosures listed below include the required blanking panels (device bay, interconnect module, fan, power, and redundant OA module blanking panels) as required per the ordered configuration. If the configuration is modified at a later date, additional blanking panels (ordered separately) may be required.

**NOTE:** All c-Class enclosures support HP ProLiant, Integrity and blades in either mixed or homogenous configurations, subject to support requirements of the Onboard Administrator. The AH257C enclosure is suggested for configurations primarily used with Integrity blades.

HP BLc3000 Platinum Configure-to-order Enclosure with 6 Fans ROHS Trial Insight Control License 696910-B21

HP Integrity BLc3000 CTO Enclosure AH257C

##### Select the type and quantity of power supply kits

**HP c3000 Enclosure Power Supplies**

**NOTE:** Please choose AC or DC power supplies.

**NOTE:** Each enclosure must include only one type of power supply. Mixing of power supplies is not supported, except during hot swaps to different level or higher efficient power supplies. The Onboard Administrator will exhibit a mismatch error due to mixed power supplies until all power supplies are matched.

**NOTE:** The HP AC Common Slot Platinum Plus Power Supply PN 656364-B21 meets the 80 PLUS Platinum power 94% efficiency requirement. The 80 PLUS program is a unique forum that unites electric utilities, the computer industry, and consumers in an effort to bring energy efficient technology solutions to the marketplace. 80 PLUS independently tests power supply efficiency and publically posts the results on 80Plus.org. DC power supplies are not eligible for 80 PLUS testing; efficiency is per HP internal testing.

**NOTE:** HP highly recommends using the HP Power Advisor tool to ensure the number of power supply options you have selected can fully support your BladeSystem

### Configuration Information Factory Integrated Models

configuration and to review maximum system power ratings for facilities planning purposes. HP Power Advisor is available at: <http://www.hp.com/go/hppoweradvisor>.

**NOTE:** For a full enclosure, you can either order 4 or more power supplies to support an N+1 redundant configuration or 6 power supplies to support a N+N redundant configuration.

HP 1200W Common Slot Platinum Plus Hot Plug Power Supply Kit 656364-B21

**NOTE:** Platinum power supplies are required to enable power discovery services.

**NOTE:** Includes a 6ft C13 to C14 PDU power cord.

HP 1200W Common Slot -48VDC Hot Plug Power Supply Kit 437573-B21

**NOTE:** DC power supplies contain a -48V DC power cord designed for in-rack DC power rectifiers.

**NOTE:** When this DC power supply (437573-B21) is ordered as a factory integrated enclosure option, standard AC supplies are not included in the order shipment. When this DC power supply is ordered with an enclosure, but not factory integrated, standard AC power supplies are included in the order shipment and DC power supplies are shipped separately.

### Step 3: Select optional enclosure options

<b>HP Redundant Onboard Administrator</b>	HP BLC3000 Dual DDR2 Onboard Administrator <b>NOTE:</b> Certain HP ProLiant server blades and options require the latest version of the Onboard Administrator firmware. This firmware release may also require other subsystem firmware upgrades. For information on the latest firmware versions, please see the Blades Firmware Maintenance website at: <a href="http://h18004.www1.hp.com/products/ blades/ components/ c-class- compmatrix.html">http://h18004.www1.hp.com/products/ blades/ components/ c-class- compmatrix.html</a> .	488100-B21
<b>HP c3000 KVM Modules and Adapters</b>	HP BLC3000 KVM Option <b>NOTE:</b> For use with in-rack KVM switches.	437575-B21
<b>HP Optional Power Cords</b>	HP C20 - C13 WW 250V 15Amp 2.0m Jumper Cord <b>NOTE:</b> For use with PDUs accepting C20 power cords. <b>NOTE:</b> Order 1 for each power supply.	AF590A
	HP C13 - Nema 6-15P US 250V 15A JP 3.6m Power Cord	A0N33A

### Step 4: Select one to four interconnects.

The following is a list of various HP BladeSystem c-Class interconnect modules (Virtual Connect, Ethernet, Fibre Channel, and SAS interconnects). A pair of interconnects must be ordered if redundancy is required. For detailed interconnect options consult the specific interconnect QuickSpecs: <http://h18004.www1.hp.com/products/ blades/ components/ c-class- interconnects.html>.

**NOTE:** Options for specific c-Class interconnects are NOT included in the list below. Consult the individual interconnect QuickSpecs to obtain part numbers for interconnect options such as cables, SFPs, etc.

**NOTE:** Interconnect Bay 1 must contain one of the "Ethernet" interconnect modules.

<b>HP BladeSystem c-Class Ethernet Interconnects</b>	HP Virtual Connect Flex-10/10D Module for c-Class BladeSystem	638526-B21
	HP Virtual Connect Flex-10 10Gb Ethernet Module for c-Class BladeSystem	455880-B21
	HP 6125G/XG Ethernet Blade Switch	658250-B21
	HP 6125G Ethernet Blade Switch	658247-B21
	HP 6120G/XG Ethernet Blade Switch	498358-B21
	HP 6120XG Blade Switch	516733-B21
	HP 1GB Ethernet Pass-Thru Module for c-Class BladeSystem	406740-B21
	HP 10GbE Ethernet Pass-Thru Module for c-Class BladeSystem	538113-B21
	Cisco Catalyst 1/10GbE 3120X Blade Switch	451439-B21
	Cisco Catalyst 1GbE 3120G Blade Switch	451438-B21
	Cisco Catalyst Blade Switch 3020 for HP c-Class BladeSystem	410916-B21
	HP Cisco B22HP Fabric Extender for BladeSystem c-Class	641146-B21

### Configuration Information Factory Integrated Models

HP Cisco B22HP Fabric Extender with 16 FET for BladeSystem c-Class 657787-B21

**NOTE:** The Cisco Fabric Extender for HP BladeSystem with 16 FET - (PN 657787-B21), comes packaged with 16 Cisco Fabric Extender Transceivers. These Cisco transceivers can be used to connect the Fabric Extender with a parent Nexus 5000 over optical cable up to 100 meters using OM3 grade fiber.

HP GbE2c Layer 2/3 Ethernet Blade Switch 438030-B21

**NOTE:** HP Virtual Connect FlexFabric 10Gb/24-port Module for c-Class BladeSystem (P/N 571956-B21) is not compatible with the c3000 enclosure

#### HP SAS Switch

HP 6Gb SAS Switch Single Pack for HP BladeSystem c-Class BK763A

HP 6Gb SAS Switch Dual Pack for HP BladeSystem c-Class BK764A

**NOTE:** Please see the QuickSpecs for Technical Specifications and additional information at:

[http://h18000.www1.hp.com/products/quickspecs/13960\\_na/13960\\_na.html](http://h18000.www1.hp.com/products/quickspecs/13960_na/13960_na.html)

**NOTE:** Please see the QuickSpecs for Technical Specifications and additional information at:

[http://h18000.www1.hp.com/products/quickspecs/13170\\_na/13170\\_na.html](http://h18000.www1.hp.com/products/quickspecs/13170_na/13170_na.html)

#### HP BladeSystem c-Class FC SAN Interconnects

HP Virtual Connect 8Gb 24-port Fibre Channel Module for c-Class BladeSystem 466482-B21

HP Virtual Connect 8Gb 20-port Fibre Channel Module for c-Class BladeSystem 572018-B21

HP 4GB Fibre Channel Pass-thru Module for c-Class BladeSystem 403626-B21

Brocade 8/12c SAN Switch for BladeSystem c-Class AJ820B

Brocade 8/24c SAN Switch for BladeSystem c-Class AJ821B

Brocade 8/24c Power Pack+ SAN Switch for BladeSystem c-Class AJ822B

Cisco MDS 8/12c Fabric Switch for HP BladeSystem c-Class AW563A

Cisco MDS 8/24c Fabric Switch for HP BladeSystem c-Class AW564A

HP MDS 8/12c Fabric Switch 12-port Upgrade LTU TA804A

**NOTE:** Licensed per switch.

HP StoreFabric Data Center Network Manager BladeSystem LTU TC367A

**NOTE:** Installed on DCNM Server, each license can be assigned to only one switch.

HP MDS Enterprise Package for BladeSystem c-Class LTU TC317A

**NOTE:** Licensed per switch.

### Step 5: Select rack power distribution for installing the enclosure into a rack.

**NOTE:** A pair of PDUs must be ordered for AC Feed redundancy. If AC redundancy is not required, a single PDU or UPS may be acceptable.

**NOTE:** Select HP PDUs and UPSs are listed later in this document. For additional HP PDUs and UPSs, please see <http://www.hp.com/go/rackandpower>.

### Step 6: Select wall outlet power cords (For connection to standard wall outlets)

**NOTE:** Select one wall outlet power cord for each power supply when plugging the power supplies into a wall outlet.

**NOTE:** Wall Outlet power cords should only be used with low-line (100VAC to 110VAC) power sources. If high-line power outlets are required, safety regulations require the use of a PDU or a UPS between the c3000 enclosures power supplies and wall outlets.

**NOTE:** A standard 6ft PDU power cord (C13 to C14) is included with each AC power supply, so these wall outlet power cords are not required if you plan to plug the power supplies into a PDU or UPS.

**NOTE:** Order the appropriate power cord for your countries standard electrical outlets.

**NOTE:** For additional power cable information, please visit:

<http://h18000.www1.hp.com/products/servers/proliantstorage/power-protection/options/power-cable.html>.

#### HP Power Cords

HP C13 - Nema 5-15P US/CA 110V 10Amp 1.83m Power Cord AF556A

**NOTE:** HP Power cord (6 ft) 1.83 meter 10A C-13-UL domestic power cord, for

### Configuration Information Factory Integrated Models

grounded USA 110V wall outlets.

HP C13 - JIS C8303 JP 100V 12Amp 2.0m Power Cord

AF572A

**NOTE:** HP Power cord 2 meter C13 Japan low-line power cord, for Japanese 100V wall outlets.

HP C20 - C13 WW 250V 15Amp 2.0m Jumper Cord

AF590A

**NOTE:** For use with PDUs accepting C20 power cords.

**NOTE:** For additional power cable information, please visit:

<http://h18000.www1.hp.com/products/servers/proliantstorage/power-protection/options/power-cable.html>

### Related Options

<b>HP c3000 Enclosure Options</b>	<p>HP c-Class BladeSystem Miscellaneous Blanks Option Kit <span style="float: right;">412148-B21</span></p> <p><b>NOTE:</b> Contains 1 each of c3000/c7000 Active Cool Fan blank, c3000/c7000 interconnect module blank, c7000 Onboard Administrator blank, c3000 local KVM blank, c3000 power supply blank, c7000 power supply blank, c3000 DVD blank, and a c3000 mini-divider.</p> <p><b>NOTE:</b> This kit should only be ordered to replace lost or damaged blanks.</p>
	<p>HP c-Class BladeSystem Bay Blank with Coupler Option <span style="float: right;">412150-B21</span></p> <p><b>NOTE:</b> This is option contains one half-height device blank and a coupler that can be used for the c3000 and c7000 enclosures.</p> <p><b>NOTE:</b> Order quantity of one 412150-B21 for filling a half-height bay; the coupler is not used.</p> <p><b>NOTE:</b> Order quantity of two 412150-B21 for filling a full-height bay. One coupler is installed between the two half-height blanks to be connected together to create a full-height blank.</p> <p><b>NOTE:</b> This kit should only be ordered to replace lost or damaged blanks.</p>
<b>HP c3000 Rack Brackets</b>	<p>HP BLc3000 10000 Series Rack Shipping Bracket Option <span style="float: right;">461384-B21</span></p> <p><b>NOTE:</b> Required when shipping a c3000 enclosure in a HP 10000 series rack. Please order 1 kit per enclosure.</p>
<b>HP Onboard Administrator</b>	<p>HP BLc3000 DDR2 Onboard Administrator Rotate LCD Kit <span style="float: right;">590863-B21</span></p> <p><b>NOTE:</b> HP ProLiant G8 server blades and certain options require the latest version of the Onboard Administrator firmware. This firmware release may also require other subsystem firmware upgrades. For information on the latest firmware versions, please see the Blades Firmware Maintenance website at: <a href="http://h18004.www1.hp.com/products/blades/components/c-class-compmatrix.html">http://h18004.www1.hp.com/products/blades/components/c-class-compmatrix.html</a>.</p> <p><b>NOTE:</b> For field upgrades of previous generation enclosures only.</p> <p><b>NOTE:</b> This Redundant Onboard Administrator module supports either single mode, or dual/redundant mode Onboard Administrators.</p> <p>HP BLc3000 Dual DDR2 Onboard Administrator <span style="float: right;">488100-B21</span></p> <p><b>NOTE:</b> Second Onboard Administrator Module for the DDR2 OA module.</p> <p><b>NOTE:</b> Support for second Order Administrator Module for c3000 Enclosure.</p> <p><b>NOTE:</b> This module fits into an HP c3000 DDR2 Onboard Administrator.</p>
<b>HP c-Class Power Supply</b>	<p><b>NOTE:</b> Please choose AC or DC power supplies.</p> <p><b>NOTE:</b> Each enclosure must include only one type of power supply. Mixing of power supplies is not supported, except during hot swaps to different level or higher efficient power supplies. The Onboard Administrator will exhibit a mismatch error due to mixed power supplies until all power supplies are matched.</p> <p><b>NOTE:</b> The HP AC Common Slot Platinum Plus Power Supply PN 656364-B21 meets the 80 PLUS Platinum power 94% efficiency requirement. The 80 PLUS program is a unique forum that unites electric utilities, the computer industry, and consumers in an effort to bring energy efficient technology solutions to the marketplace. 80 PLUS independently tests power supply efficiency and publically posts the results on 80Plus.org. DC power supplies are not eligible for 80 PLUS testing; efficiency is per HP internal testing.</p> <p><b>NOTE:</b> HP highly recommends using the HP Power Advisor tool to ensure the number of power supply options you have selected can fully support your BladeSystem configuration and to review maximum system power ratings for facilities planning purposes. HP Power Advisor is available at: <a href="http://www.hp.com/go/hppoweradvisor">http://www.hp.com/go/hppoweradvisor</a>.</p> <p><b>NOTE:</b> For a full enclosure, you can either order 4 or more power supplies to support an N+1 redundant configuration or 6 power supplies to support an N+N redundant configuration.</p>

### Related Options

HP 1200W Common Slot Platinum Plus Hot Plug Power Supply Kit 656364-B21

**NOTE:** Platinum power supplies are required to enable power discovery services

**NOTE:** Includes a 6ft C13 to C14 PDU power cord.

HP 1200W Common Slot -48VDC Hot Plug Power Supply Kit 437573-B21

**NOTE:** DC power supplies contain a -48V DC power cord designed for in rack DC power rectifiers.

**NOTE:** When this DC power supply (437573-B21) is ordered as a factory integrated enclosure option, standard AC supplies are not included in the order shipment. When this DC power supply is ordered with an enclosure, but not factory integrated, standard AC power supplies are included in the order shipment and DC power supplies are shipped separately.

#### HP c3000 KVM Module and Adapters

HP BLc3000 KVM Option 437575-B21

**NOTE:** For use with in-rack KVM switches

#### HP BladeSystem c-Class Network Interconnects

**NOTE:** For detailed interconnect options, consult the specific interconnect QuickSpecs: <http://h18004.www1.hp.com/products/ blades/ components/ c-class- interconnects.html>.

**NOTE:** Options to specific c-Class interconnects are NOT included in the list below. Consult the individual interconnect QuickSpecs to obtain part numbers for interconnect options such as cables, SFPs, etc.

**NOTE:** Interconnect Bay 1 must contain one of the Ethernet capable interconnect modules.

**NOTE:** The HP BladeSystem c-Class interconnects ship as single units unless otherwise noted. Interconnects must be ordered in quantities of two for redundancy support.

HP 6125G Ethernet Blade Switch 658247-B21

HP 6125G/XG Ethernet Blade Switch 658250-B21

HP 6120XG Blade Switch 516733-B21

HP 1GB Ethernet Pass-Thru Module for c-Class BladeSystem 406740-B21

**NOTE:** The Ethernet Pass-Thru Module is shipped as a single unit and should be ordered in quantities of two.

Cisco Catalyst 1/10GbE 3120X Blade Switch 451439-B21

Cisco Catalyst 1GbE 3120G Blade Switch 451438-B21

#### HP BladeSystem c-Class FC SAN Interconnects

**NOTE:** For detailed interconnect options, consult the specific interconnect QuickSpecs: <http://h18004.www1.hp.com/products/ blades/ components/ c-class- interconnects.html>.

**NOTE:** Options to specific c-Class interconnects are NOT included in the list below. Consult the individual interconnect QuickSpecs to obtain part numbers for interconnect options such as cables, SFPs, etc.

**NOTE:** Interconnect Bay 1 must contain one of the Ethernet capable interconnect modules.

**NOTE:** The HP BladeSystem c-Class interconnects ship as single units unless otherwise noted. Interconnects must be ordered in quantities of two for redundancy support.

HP Virtual Connect 8Gb 24-port Fibre Channel Module for c-Class BladeSystem 466482-B21

HP Virtual Connect 8Gb 20-port Fibre Channel Module for c-Class BladeSystem 572018-B21

HP 4GB Fibre Channel Pass-thru Module for c-Class BladeSystem 403626-B21

Brocade 8/12c SAN Switch for BladeSystem c-Class AJ820B

Brocade 8/24c SAN Switch for BladeSystem c-Class AJ821B

Brocade 8/24c Power Pack+ SAN Switch for BladeSystem c-Class AJ822B

Cisco MDS 8/12c Fabric Switch for HP BladeSystem c-Class AW563A

Cisco MDS 8/24c Fabric Switch for HP BladeSystem c-Class AW564A



### Related Options

	Brocade 8/16Gb Embedded FC Switch 12-port Upgrade LTU	T5517A
	Cisco MDS 9124e Switch for BladeSystem c-Class 12-port Upgrade LTU	T5169A
<b>Cisco MDS Fabric Switch for HP BladeSystem c-Class</b>	Cisco MDS 8/12c Fabric Switch for HP BladeSystem c-Class	AW563A
	Cisco MDS 8/24c Fabric Switch for HP BladeSystem c-Class	AW564A
	HP MDS Fabric Manager Server Enterprise Package for BladeSystem c-Class LTU	TC318A
	Brocade 8 and 16 Gb SAN Switch for HP BladeSystem c-Class 12-port Upgrade LTU	T5517A
	Cisco MDS 9124e Switch for BladeSystem c-Class 12-port Upgrade LTU	T5169A
	<b>NOTE:</b> Please see the QuickSpecs for Technical Specifications and additional information at: <a href="http://h18000.www1.hp.com/products/quickspecs/13821_na/13821_na.html">http://h18000.www1.hp.com/products/quickspecs/13821_na/13821_na.html</a>	
<b>HP Insight Software</b>	<b>HP Insight Control</b>	
	HP Insight Control for BladeSystem including 1yr 24x7 Support Enclosure 8 Svr FIO Electronic License	C6N32ABE
	HP Insight Control for BladeSystem including 1yr 24x7 Support Enclosure 16Svr FIO Electronic License	C6N33ABE
	HP Insight Control Server Provisioning Media Kit	BD883A
	<b>NOTE:</b> HP Insight Control 7.2 introduces Insight Control server provisioning, a new capability ideal for multi-server OS and firmware provisioning to ProLiant and BladeSystem servers. Insight Control server provisioning is included and licensed as part of HP Insight Control. A media kit, "HP Insight Control server provisioning USB media kit" (# BD883A), including a USB, is available for customers who require a physical copy of the media loaded with Insight Control server provisioning software. Please note that this media kit is separate and in addition to the "HP Insight Management DVD media kit" (#C6N31A).	
HP Insight Management Media Kit	C6N31A	
	<b>NOTE:</b> HP Insight Management Media Kit contains DVDs without licenses. Contains HP Systems Insight Manager, HP Insight Control, HP Matrix Operating Environment, and Virtual Connect Enterprise Manager software. Uses an integrated installer to perform quick and accurate software installation and updates.	
	<b>NOTE:</b> Licenses ship without media. The Insight Control Media Kit can be ordered separately, or can be downloaded at: <a href="http://www.hp.com/go/insightupdates">http://www.hp.com/go/insightupdates</a> .	
	<b>NOTE:</b> The "for bundling with an enclosure" license kits can only be ordered together with a BladeSystem c3000 or c7000 enclosure on the same order.	
	<b>NOTE:</b> Customer will receive a license entitlement certificate, which must be redeemed online or via fax in order to obtain the license activation key(s). Includes one year of 24 x 7 HP Software Technical Support Service.	
	<b>NOTE:</b> For additional License Kits, please see the QuickSpecs at: <a href="http://h18000.www1.hp.com/products/quickspecs/12631_na/12631_na.html">http://h18000.www1.hp.com/products/quickspecs/12631_na/12631_na.html</a>	
<b>HP iLO Advanced for BladeSystem License</b>	HP iLO Advanced for BladeSystem including 1yr 24x7 Support Eight Server License	512489-B21
<b>HP Virtual Connect Enterprise Manager</b>	HP Virtual Connect Enterprise Manager including 1yr 24x7 Support Single c3000 Enclosure Lic	459867-B21
	<b>NOTE:</b> This license allows 1 BL-c3000 enclosure to be managed with VCEM. Customer will receive a printed license entitlement certificate via physical shipment. The license entitlement certificate must be redeemed online or via fax to obtain the license activation key(s). Includes one year of 24 x 7 HP Software Technical Support and Update Service.	
	<b>NOTE:</b> For additional License Kits, please visit: <a href="http://h18000.www1.hp.com/products/quickspecs/12860_na/12860_na.html">http://h18000.www1.hp.com/products/quickspecs/12860_na/12860_na.html</a>	
<b>HP c-Class Storage</b>	HP D2200sb PCIe Storage Blade	AP880A

### Related Options

<b>Blades</b>	<p><b>NOTE:</b> Please see the HP D2200sb Storage Blade QuickSpecs for technical specifications and additional information at:  <a href="http://h18000.www1.hp.com/products/quickspecs/13714_na/13714_na.html">http://h18000.www1.hp.com/products/quickspecs/13714_na/13714_na.html</a></p> <p>HP D2220sb PCIe and StoreVirtual VSA Bundle <span style="float: right;">QW914A</span></p> <p><b>NOTE:</b> Includes the D2220sb Storage Blade and a single HP StoreVirtual VSA license. VSA software is installed in a virtual machine on a VMware ESX/ESXi &amp; Microsoft Hyper-V host server adjacent to the D2220sb.</p> <p><b>NOTE:</b> Includes 3yr NBD Parts-Only Warranty Service for D2220sb hardware.</p> <p><b>NOTE:</b> Includes 3yr 9x5 remote technical support for HP StoreVirtual VSA software and free updates.</p> <p><b>NOTE:</b> HP StoreVirtual VSA is supported on VMware ESX/ESXi &amp; Microsoft Hyper-V.</p> <p>HP D2220sb PCIe w/(12) 900 GB 6G SAS HDD Bundle <span style="float: right;">QW915A</span></p> <p><b>NOTE:</b> Includes 3yr NBD Parts-Only Warranty Service for D2220sb hardware</p> <p>HP D2220sb Build-to-order Storage Blade <span style="float: right;">QW917A</span></p> <p><b>NOTE:</b> Includes 3yr NBD Parts-Only Warranty Service</p> <p>HP D2220sb Configure-to-order Storage Blade <span style="float: right;">QW918A</span></p> <p><b>NOTE:</b> Includes 3yr NBD Parts-Only Warranty Service</p> <p><b>NOTE:</b> The D2220sb requires a c7000 Enclosure configuration with 10 fans.</p> <p><b>NOTE:</b> Please see the HP D2220sb Storage Blade QuickSpecs for technical specifications and additional information at:  <a href="http://h18000.www1.hp.com/products/quickspecs/14507_na/14507_na.html">http://h18000.www1.hp.com/products/quickspecs/14507_na/14507_na.html</a>.</p> <p>HP BL c-Class PCI Express Mezzanine Pass Thru Option Kit <span style="float: right;">431643-B21</span></p> <p><b>NOTE:</b> The HP PCI Express Mezzanine Pass-Thru Card (P/N 431643-B21) is required to support an expansion blade with the ProLiant BL620c G7 Server Blade. Up to two expansion blades are supported per server mix and match (Ultrium Tape, D2220sb/D2220sb PCIe Storage, and/or PCI Expansion Blades). See the "Expansion blade" section later in this document for more information.</p> <p>HP StoreEasy 3840 Gateway Storage Blade <span style="float: right;">E7X08A</span></p>
<b>HP Ultrium Tape Blades</b>	<p>HP StoreEver LTO-5 Ultrium SB3000c Tape Blade <span style="float: right;">BS580B</span></p> <p>HP StoreEver LTO-4 Ultrium SB1760c Tape Blade <span style="float: right;">AQ697B</span></p> <p><b>NOTE:</b> Please see the QuickSpecs for Technical Specifications and additional information at:  <a href="http://h18000.www1.hp.com/products/quickspecs/12729_na/12729_na.html">http://h18000.www1.hp.com/products/quickspecs/12729_na/12729_na.html</a></p> <p>HP BL c-Class PCI Express Mezzanine Pass Thru Option Kit <span style="float: right;">431643-B21</span></p> <p><b>NOTE:</b> The HP PCI Express Mezzanine Pass-Thru Card (P/N 431643-B21) is required to support an expansion blade with the ProLiant BL620c G7 Server Blade. Up to two expansion blades are supported per server mix and match (Ultrium Tape, D2220sb/D2220sb PCIe Storage, and/or PCI Expansion Blades). See the "Expansion blade" section later in this document for more information.</p> <p><b>NOTE:</b> Please see the QuickSpecs for Technical Specifications and additional information at:  <a href="http://h18000.www1.hp.com/products/quickspecs/12587_na/12587_na.html">http://h18000.www1.hp.com/products/quickspecs/12587_na/12587_na.html</a></p>
<b>HP Expansion Blade</b>	<p>HP BLc PCI Expansion Blade <span style="float: right;">448018-B21</span></p> <p><b>NOTE:</b> Please see the QuickSpecs for Technical Specifications and additional information at:  <a href="http://h18000.www1.hp.com/products/quickspecs/12753_na/12753_na.html">http://h18000.www1.hp.com/products/quickspecs/12753_na/12753_na.html</a></p> <p>HP BL c-Class PCI Express Mezzanine Pass Thru Option Kit <span style="float: right;">431643-B21</span></p> <p><b>NOTE:</b> The HP PCI Express Mezzanine Pass-Thru Card (P/N 431643-B21) is required to support an expansion blade with the ProLiant BL620c G7 Server Blade. Up to two expansion blades are supported per server mix and match (Ultrium Tape, D2220sb/D2220sb PCIe Storage, and/or PCI Expansion Blades). See the "Expansion blade" section later in this document for more information.</p>

### Related Options

#### HP Power Distribution Units

**NOTE:** A pair of PDUs must be ordered for AC feed redundancy.  
**NOTE:** Additional HP Power Distribution Units are available than those listed below. For a complete list of all HP PDUs and additional information please visit: [www.hp.com/go/rackandpower](http://www.hp.com/go/rackandpower).

##### Modular PDUs

**NOTE:** Please see the following QuickSpecs for additional options including shorter jumper cables and country specific power cords:

[http://h18000.www1.hp.com/products/quickspecs/11041\\_na/11041\\_na.html](http://h18000.www1.hp.com/products/quickspecs/11041_na/11041_na.html)

HP Two C13 PDU Extension Bar

AF500A

**NOTE:** Please see the QuickSpecs for Technical Specifications and additional information: [www.hp.com/go/pdu](http://www.hp.com/go/pdu)

**NOTE:** Please see the UPS and PDU cable matrix's on the HP Power Protection and Management page. Under Power Cords, click on the "HP Power Cord Matrix" link. That link will list cable descriptions, requirements, and specifications for UPS and PDU units. Please see the following link: [www.hp.com/products/powercords](http://www.hp.com/products/powercords).

#### HP Intelligent Power Distribution Units (iPDU)

**NOTE:** A pair of PDUs must be ordered for AC feed redundancy.  
**NOTE:** Additional HP Power Distribution Units are available than those listed below. For a complete list of all HP PDUs and additional information please visit: [www.hp.com/go/rackandpower](http://www.hp.com/go/rackandpower).

##### iPDU Core Units

HP 4.9kVA 24A Single Phase NA/JP Core Intelligent Modular Power Distribution Unit

AF520A

HP 8.6kVA 24A Three Phase NA/JP Core Intelligent Modular Power Distribution Unit

AF522A

##### iPDU Extension Bars

HP 5xC13 Intelligent PDU Extension Bar G2 Kit

AF547A

HP 5xC13 Outlets Power and UID LEDs Pair Standard Extension Bar

AF528A

**NOTE:** Please see the QuickSpecs for Technical Specifications and additional information:

[http://h18000.www1.hp.com/products/quickspecs/13650\\_na/13650\\_na.html](http://h18000.www1.hp.com/products/quickspecs/13650_na/13650_na.html)

#### HP Uninterruptible Power Systems

**NOTE:** A pair of PDUs must be ordered for AC feed redundancy.  
**NOTE:** Additional HP Power Distribution Units are available than those listed below. For a complete list of all HP PDUs and additional information please visit: [www.hp.com/go/rackandpower](http://www.hp.com/go/rackandpower).

##### HP Rack-mountable UPS

##### HP R1500 G3 Uninterruptible Power Supply (UPS)

HP R/T3000 G2 2U L530 Low Voltage NA/JP Uninterruptible Power System

AF466A

**NOTE:** Please see the QuickSpecs for additional information:

[http://h18000.www1.hp.com/products/quickspecs/14059\\_na/14059\\_na.html](http://h18000.www1.hp.com/products/quickspecs/14059_na/14059_na.html)

##### HP R/T3000 G2 Uninterruptible Power System (UPS)

HP R/T3000 G2 2U L620 High Voltage NA/JP Uninterruptible Power System

AF467A

**NOTE:** Please see the QuickSpecs for additional information:

[http://h18000.www1.hp.com/products/quickspecs/14058\\_na/14058\\_na.html](http://h18000.www1.hp.com/products/quickspecs/14058_na/14058_na.html)

##### R5000 Uninterruptible Power System (UPS)

HP R5KVA 3U L630 High Voltage NA/JP Uninterruptible Power System

AF460A

**NOTE:** Please see the QuickSpecs for Technical Specifications and additional information at:

[http://h18000.www1.hp.com/products/quickspecs/14109\\_na/14109\\_na.html](http://h18000.www1.hp.com/products/quickspecs/14109_na/14109_na.html)

##### R7000 Uninterruptible Power System (UPS)

HP R7KVA 4U 50A High Voltage NA/JP Uninterruptible Power System

AF462A

HP R5KVA and R7KVA 3U Extended Runtime Module

AF464A

**NOTE:** Please see the QuickSpecs for Technical Specifications and additional

### Related Options

information at:

[http://h18000.www1.hp.com/products/quickspecs/14110\\_na/14110\\_na.html](http://h18000.www1.hp.com/products/quickspecs/14110_na/14110_na.html)

#### HP Basic Power Distribution Units

**NOTE:** Additional HP Power Distribution Units are available than those listed below.

For a complete list of all HP PDUs and additional information please visit:

[www.hp.com/go/rackandpower](http://www.hp.com/go/rackandpower).

##### HP 1.9kVA 120 Volt 12 Outlet NA/JP Basic Power Distribution Unit

HP 1.9kVA 120 Volt 12 Outlet NA/JP Basic Power Distribution Unit H5M54A

HP 2.8kVA 120 Volt 18 Outlet NA/JP Basic Power Distribution Unit H5M55A

HP 3.6kVA 200-240 Volt 12 Outlet WW Basic Power Distribution Unit H5M56A

HP 3.6kVA 200-240 Volt 20 Outlet WW Basic Power Distribution Unit H5M57A

HP 4.9kVA 208 Volt 20 Outlet NA/JP Basic Power Distribution Unit H5M58A

HP 4.9kVA 208 Volt 30 Outlet NA/JP Basic Power Distribution Unit H5M59A

HP 8.3kVA 208 Volt 36 Outlet NA/JP Basic Power Distribution Unit H5M60A

HP 8.6kVA 208 Volt Three Phase 18 Outlet NA/JP Basic Power Distribution Unit H5M61A

HP 8.6kVA 208 Volt Three Phase 30 Outlet NA/JP Basic Power Distribution Unit H5M62A

HP 5.7kVA 208 Volt Three Phase 27 Outlet NA/JP Dual Voltage Basic Power Distribution Unit H5M63A

HP 8.6kVA 208 Volt Three Phase 30 Outlet NA/JP Dual Voltage Basic Power Distribution Unit H5M64A

HP 11kVA 400 Volt Three Phase 42 Outlet NA Basic Power Distribution Unit H5M67A

HP Hardwired 200-240 Volt 36 Outlet WW Basic Power Distribution Unit H5M75A

HP 13.2kVA 480 Volt Three Phase 15 Outlet NA Basic Power Distribution Unit H3X07A

HP 19.9kVA 480 Volt Three Phase 30 Outlet NA Basic Power Distribution Unit H3X08A

##### HP 277 Volt options for H3X07A and H3X08A

HP 800VA - 277V Input / 230V Output NA Rack Mount Transformer H3X09A

**NOTE:** Please see the QuickSpecs for Technical Specifications and additional information:

[http://h18000.www1.hp.com/products/quickspecs/14557\\_na/14557\\_na.html](http://h18000.www1.hp.com/products/quickspecs/14557_na/14557_na.html)

**NOTE:** Additional HP Power Distribution Units are available. For a complete list of all HP PDUs and additional information please visit: [www.hp.com/go/rackandpower](http://www.hp.com/go/rackandpower).

#### HP Power Cords

HP C20 - C13 WW 250V 15Amp 2.0m Jumper Cord AF590A

**NOTE:** For use with PDUs that accept C20 power cords.

**NOTE:** For additional power cable information, please visit:

<http://h18000.www1.hp.com/products/servers/proliantstorage/power-protection/options/power-cable.html>.

#### HP Rack Series (Graphite Metallic)

##### HP Intelligent Series Rack

HP 642 1075mm Pallet Intelligent Series Rack BW903A

HP 642 1075mm Shock Intelligent Series Rack BW904A

**NOTE:** Please see the QuickSpecs for Technical Specifications and additional information at:

[http://h18000.www1.hp.com/products/quickspecs/14223\\_na/14223\\_na.html](http://h18000.www1.hp.com/products/quickspecs/14223_na/14223_na.html)

**NOTE:** For additional information regarding Rack Cabinets, please see the following URL: <http://www.hp.com/go/rackandpower>

#### HP Rack Options

##### Keyboards and Monitors

HP USB BFR with PVC Free US Keyboard/Mouse Kit 631341-B21

**NOTE:** Please see the QuickSpecs for Technical Specifications and additional information:

[http://h18000.www1.hp.com/products/quickspecs/13972\\_na/13972\\_na.html](http://h18000.www1.hp.com/products/quickspecs/13972_na/13972_na.html)

HP TFT7600 G2 KVM Console Rackmount Keyboard US Monitor AZ870A

### Related Options

HP TFT7600 G2 KVM Console Rackmount Keyboard US TAA Monitor AZ885A

**NOTE:** Please see the QuickSpecs for Technical Specifications and additional information:

[http://h18006.www1.hp.com/products/quickspecs/13731\\_na/13731\\_na.html](http://h18006.www1.hp.com/products/quickspecs/13731_na/13731_na.html)

**NOTE:** For additional information regarding Rack Options, please see the following URL: <http://www.hp.com/go/rackandpower>

#### HP Server Console Switch G2 with Virtual Media & CAC

HP 0x2x16 KVM Server Console Switch G2 with Virtual Media CAC Software AF618A

HP 0x2x32 KVM Server Console Switch G2 with Virtual Media CAC Software AF619A

**NOTE:** Please see the QuickSpecs for Technical Specifications and additional information:

[http://h18000.www1.hp.com/products/quickspecs/13475\\_na/13475\\_na.html](http://h18000.www1.hp.com/products/quickspecs/13475_na/13475_na.html)

#### HP IP Console Switch G2 with Virtual Media & CAC

HP 1x1Ex8 KVM IP Console Switch G2 with Virtual Media CAC Software AF620A

HP 2x1Ex16 KVM IP Console Switch G2 with Virtual Media CAC Software AF621A

HP 4x1Ex32 KVM IP Console Switch G2 with Virtual Media CAC Software AF622A

HP KVM CAT5 1-pack USB Interface Adapter 336047-B21

**NOTE:** Please see the QuickSpecs for Technical Specifications and additional information:

[http://h18000.www1.hp.com/products/quickspecs/13474\\_na/13474\\_na.html](http://h18000.www1.hp.com/products/quickspecs/13474_na/13474_na.html)

#### HP KVM Switches

HP BladeSystem c-Class KVM Interface Adapter AF605A

HP Server Console 0x2x8 Port Analog Switch AF616A

HP Server Console 0x2x16 Port Analog Switch AF617A

HP TAA 0x2x16xKVM Server Console G2 Switch AF626A

**NOTE:** Please see the QuickSpecs for Technical Specifications and additional information:

[http://h18000.www1.hp.com/products/quickspecs/11834\\_na/11834\\_na.html](http://h18000.www1.hp.com/products/quickspecs/11834_na/11834_na.html)

HP 1x4 USB/PS2 KVM Console Switch AF611A

HP 1x4 KVM Console 6ft USB Cable AF613A

**NOTE:** required for supporting USB peripherals.

**NOTE:** Please see the QuickSpecs for Technical Specifications and additional information:

[http://h18000.www1.hp.com/products/quickspecs/12662\\_na/12662\\_na.html](http://h18000.www1.hp.com/products/quickspecs/12662_na/12662_na.html)

**NOTE:** For additional information regarding KVM switches, Serial Console servers, rack mount monitors, keyboards and all related options please see the following URL:

<http://www.hp.com/go/kvm>

#### Rack Options

HP 11K G2 Rack Tie Down Kit AF076A

**NOTE:** For additional information regarding Rack Options, please see the following URL: <http://www.hp.com/go/rackandpower>.

### HP Care Pack Services

**NOTE:** Some options, such as Fibre Channel switches for the HP c-Class BladeSystem, are not covered under the c3000 enclosure Care Packs and carry separate Care Packs. Care Pack service level support for these options should always be uplifted to match existing storage or server service level.

Please view the option QuickSpecs or contact your HP sales representative or HP authorized ServiceOne partner for Care Pack information.

#### Proactive Care Services

HP 3 year 4 hour 24x7 c3000 Enclosure Proactive Care Service U3C42E

HP 3 year 6 hour Call To Repair 24x7 c3000 Enclosure Proactive Care Service U3C45E

### Related Options

HP 3 year 4 hour 24x7 c3000 Enclosure with Insight Control Proactive Care Service	U3P19E
HP 3 year 6 hour Call To Repair 24x7 c3000 Enclosure with Insight Control Proactive Care Service	U3P22E
<b>HP Proactive Care Personalized Support (Environmental Option)</b>	
HP 3 year ISS ProactiveCare Personalized Support	U6W98E
<b>Support Plus 24</b>	
HP 3 year Support Plus 24 Insight Control BladeSystem c3000 Service	UF540E
<b>Installation &amp; Start-up Services</b>	
HP Installation c3000 Enclosure and Server Blade Service	UH749E
HP Startup BladeSystem c3000 Infrastructure Service	UF817E
HP Startup BladeSystem c3000 + Operating System Service	UF818E
HP Startup BladeSystem c3000 Enclosed Network Service	UF814E
HP Hardware Install c-Class Enclosure and Server Blade Service	UE494E
Additional HP Care Pack services can be found at: <a href="http://www.hp.com/go/cpc">http://www.hp.com/go/cpc</a>	

### Power Specifications

<b>HP 1200W Common Slot Platinum Hot Plug Power Supply Kit</b>							
Part Number	656364-B21						
Input Voltage Range ( V rms )	100-240						
Frequency Range (Nominal) ( Hz )	50 / 60						
Nominal Input Voltage ( Vrms )	<b>100</b>	<b>120</b>	<b>200</b>	<b>208</b>	<b>220</b>	<b>230</b>	<b>240</b>
Maximum Rated Output Wattage	800	900	1200	1200	1200	1200	1200
Nominal Input Current ( A rms )	9.1	8.4	6.7	6.4	6.1	5.8	5.5
Maximum Rated Input Wattage Rating ( Watts )	897	999	1321	1319	1317	1315	1314
Maximum Rated VA ( Volt-Amp )	909	1012	1338	1337	1334	1332	1331
Efficiency ( % )	89.2	90.1	90.9	91.0	91.1	91.2	91.3
Power Factor	0.998						
Leakage Current ( mA )	0.42	0.50	0.83	0.87	0.92	0.96	1.00
Maximum Inrush Current ( A peak )	30						
Maximum Inrush Current duration ( mS )	20						
Maximum British Thermal Unit Rating ( BTU-Hr )	3061	3408	4506	4501	4493	4487	4483

<b>HP 1200W Common Slot Silver Hot Plug Power Supply Kit</b>							
Part Number	500172-B21						
Input Voltage Range ( V rms )	100-240						
Frequency Range (Nominal) ( Hz )	50 / 60						
Nominal Input Voltage ( Vrms )	<b>100</b>	<b>120</b>	<b>200</b>	<b>208</b>	<b>220</b>	<b>230</b>	<b>240</b>
Maximum Rated Output Wattage	800	900	1200	1200	1200	1200	1200
Nominal Input Current ( A rms )	9.7	9.0	7.0	6.8	6.4	6.1	5.9
Maximum Rated Input Wattage Rating ( Watts )	930	1034	1348	1348	1348	1348	1348
Maximum Rated VA ( Volt-Amp )	970	1079	1406	1406	1406	1406	1406
Efficiency ( % )	86	87	89	89	89	89	89
Power Factor	0.97						
Leakage Current ( mA )	0.42	0.50	0.83	0.87	0.92	0.96	1.00
Maximum Inrush Current ( A peak )	30						
Maximum Inrush Current duration ( mS )	20						
Maximum British Thermal Unit Rating ( BTU-Hr )	3174	3530	4600	4600	4600	4600	4600

<b>HP 1200W Common Slot -48VDC Hot Plug Power Supply Kit</b>							
Part Number	437573-B21						
Input Voltage Range ( V rms )	36-72						
Frequency Range (Nominal) ( Hz )	DC						
Nominal Input Voltage ( Vrms )	<b>100</b>	<b>120</b>	<b>200</b>	<b>208</b>	<b>220</b>	<b>230</b>	<b>240</b>
Maximum Rated Output Wattage	800	900	1200	1200	1200	1200	1200
Nominal Input Current ( A rms )	9.7	9.0	7.0	6.8	6.4	6.1	5.9
Maximum Rated Input Wattage Rating ( Watts )	930	1034	1348	1348	1348	1348	1348
Maximum Rated VA ( Volt-Amp )	970	1079	1406	1406	1406	1406	1406
Efficiency ( % )	86	87	89	89	89	89	89
Power Factor	0.97						
Leakage Current ( mA )	0.42	0.50	0.83	0.87	0.92	0.96	1.00
Maximum Inrush Current ( A peak )	30						
Maximum Inrush Current duration ( mS )	20						

### Power Specifications

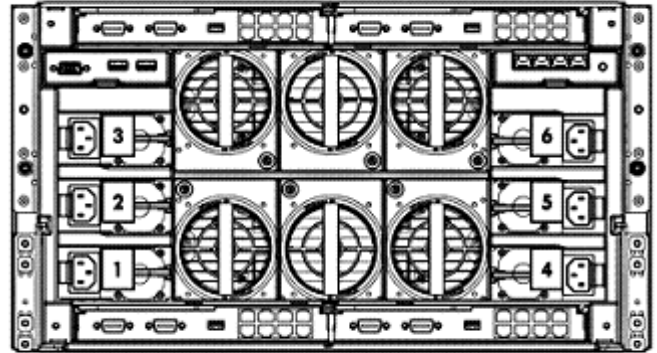

Maximum British Thermal Unit Rating ( BTU-Hr )	3174	3530	4600	4600	4600	4600	4600

**NOTE:** HP highly recommends using the HP Power Advisor tool to ensure the number of power supply options you have selected can fully support your BladeSystem configuration and to review maximum system power ratings for facilities planning purposes. HP Power Advisor is available at: <http://www.hp.com/go/hppoweradvisor>.



### Server Blade, Expansion Blade, and Fan Population Guidelines

#### Fan & power supply bay numbering



#### Rack power supply bay numbering

#### Power supplies and fans must be placed in the following bays

##### Number of Fans

- 4
- 6

##### Number of Power Supplies (for PS Redundant or non-redundant mode)

- 2
- 3
- 4
- 5
- 6

##### Number of Power Supplies (for AC Redundant mode)

- 2
- 4
- 6

#### Fan bay numbering

##### Fan Bays Used

- 2,4,5, 6
- All bays filled

##### Power Supply Bays Used

- 1 & 2
- 1, 2, & 3
- 1, 2, 3, & 4
- 1 through 5
- All bays

##### Place Power Supplies in Bays:

- 1 & 4
- 1, 2, 4, & 5
- All bays filled

**NOTE:** With four fans, the enclosure will support only 4 half-height server blades in the bottom half of the enclosure device bays. With six fans, all 8 server bays may be filled.

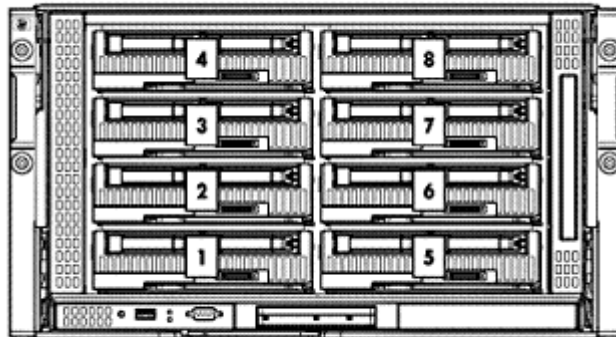
**NOTE:** For correct operation, fans and server blades must be installed in the correct bays. The Onboard Administrator will ensure that fans and blades are correctly placed before allowing the system to power on.

The c3000 enclosure is divided into 2 zones by the horizontal support metalwork. The lower zone (zone 1) includes bays 1, 2, 5, and 6. The upper zone (zone 2) contains bays 3, 4, 7, and 8. Within each zone a removable bay divider is used to support half-height devices. To install a full-height blade in either zone this bay divider must be removed.

**NOTE:** Please read the RTF card (included with each c3000 enclosure) and the "HP BladeSystem c3000 Setup and Installation Guide" for more information on the use, installation, and removal of bay dividers.

#### Half-height server blade bay numbering

### Server Blade, Expansion Blade, and Fan Population Guidelines

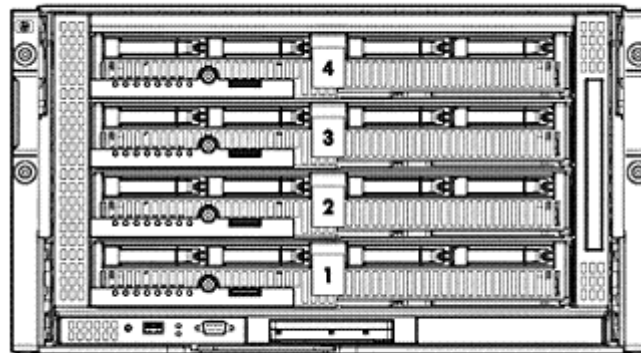


#### HP BladeSystem c3000 Enclosure – Racks

1. Device Bay 1
2. Device Bay 2
3. Device Bay 3
4. Device Bay 4
5. Device Bay 5
6. Device Bay 6
7. Device Bay 7
8. Device Bay 8

**NOTE:** Half-height server blades should be populated from the bottom half of the enclosure, in the following order (bays 1, 5, 2, 6, 3, 7, 4, & 8)

#### Full-height server blade bay numbering



#### HP BladeSystem c3000 Enclosure – Racks

1. Device Bay 1
2. Device Bay 2
3. Device Bay 3
4. Device Bay 4

**NOTE:** Full-height servers should be populated from the bottom to the top (bays 1 through 4). With four fans, only the bottom 2 bays can be used. With six fans, all bays can be used.

#### Full-height and half-height server blade mixed configurations

Each enclosure zone can support up to 1 full-height, double wide server blade, up to 2 full-height, single-wide server blades, or up

### Server Blade, Expansion Blade, and Fan Population Guidelines

to 4 half-height server blades. Additionally, zone 2 supports a mix of 1 full-height, single-wide server blade and up to 2 half-height server blades. A mixture of blades sizes is not supported in zone 1.

An overview of the mixed server blade population rule best practices are summarized below. For detailed expansion blade rules and guidelines, please see the documentation that ships with the enclosure and server blade.

1. One full-height, single-wide server and up two half-height servers may be mixed in zone 2 (the upper zone); mixing is not allowed in zone 1 (the lower zone).
2. The full-height, single wide server must be installed in the lower bays 3 and 7 and half-height server(s) directly above in bays 4 and 8.
3. Half-height server blades should be installed in the order of bays 4 then 8.
4. Before installing any full-height server blades, remove the bay divider that is used to support half-height devices.
5. A mini-divider is installed between bays 4 and 8. A mini-divider is shipped with each c3000 enclosure.

**NOTE:** Please read the RTF card (included with each c3000 enclosure) and the "HP BladeSystem c3000 Setup and Installation Guide" for more information on the use, installation, and removal of bay dividers and the mini-divider for mixed configurations.

**NOTE:** Expansion blades can be installed in zone 2 along with both full-height, single-wide and half-height blades. For more information, please see the "Expansion blades" section later in this document.

---

#### Expansion blades

Expansion blades consist of storage blades, tape blades, and the PCI Expansion Blade. Up to 4 expansion blades are supported per HP BladeSystem c-Class c3000 Enclosure. Expansion blades may be installed in the same zone as half-height and full-height, single-wide server blades. Expansion blades are not supported with full-height, double-wide server blades. An expansion blade is installed directly above a server blade, also known as a partner server blade. An overview of the expansion blade population rule best practices are summarized below. For detailed expansion blade rules and guidelines, please see the documentation that ships with the enclosure and expansion blade.

Expansion blade population best practices for half-height server blades:

1. One half-height partner server blade supports one expansion blade.
2. Identify the partner server blade to be installed with the expansion blade. The two blades always occupy a pair of slots as follows: 1 & 2, 3 & 4, 5 & 6, and 7 & 8.
3. Each c3000 zone contains a removable divider (also known as a device bay shelf) that is used to support half-height devices. This divider is remains installed whether the half-height devices are server or expansion blades.

Expansion blade population best practices for full-height, single-wide server blades:

1. A full-height, single-wide server blade may be mixed with half-height expansion blades in zone 2 (the upper zone) of the c3000 enclosure; mixing is not allowed in zone 1 (the lower zone).
2. The full-height, single-wide partner server blade must be installed in the lower bays 3 and 7 and half-height devices directly above in bays 4 and 8.
3. The full-height, single-wide server partner blade supports one or two expansion blades in bays 4 and 8.
4. Before installing any full-height, single-wide server blades, remove the bay divider that is used to support half-height devices.
5. A mini-divider is installed between bays 4 and 8. A mini-divider is shipped with each c3000 enclosure.
6. If installing only one expansion blade, install the expansion blade in bay 8. The remaining half-height bay (bay 4) may be populated with either a half-height device bay blank or a half-height server blade; the half-height server blade may not be partnered with the expansion blade.
7. If installing two expansion blades, the expansion blades may be two storage blades, two tape blades, two PCI Expansion Blades, or a mixture of any two.
8. Expansion blades are not supported with full-height, double-wide server blades.

**NOTE:** Please read the RTF card (included with each c3000 enclosure) and the "HP BladeSystem c3000 Setup and Installation Guide" for more information on using bay dividers and the mini-divider for mixed configurations.

### Server Blade, Expansion Blade, and Fan Population Guidelines

**NOTE:** For detailed expansion blade rules and guidelines, please see the documentation that ships with the enclosure and expansion blade.

### Technical Specifications

<b>Enclosure Unit</b>	<b>Dimensions</b> (H x W x D) (with bezel)	10.4 x 19.1 x 32.977 in (265 x 485 x 835 mm)		
	<b>Weight</b> (approximate)	Maximum	300 lb (136 kg)	
		(one enclosure with 8 blades and 4 interconnects installed)		
	<b>Input Requirements</b> (per AC power supply)	Minimum	130 lb (59 kg)	
		(one enclosure without blades and interconnects)		
	<b>BTU Rating</b>	Rated Line Voltage	90 – 132 VAC 180 – 264 VAC	
		Rated Input Current	9.3 A (at 100 VAC)	
			9.7 A (at 120VAC)	
			7.8 A (at 200 VAC)	
			7.2 A (at 208 VAC)	
6.8 A (at 220 VAC) 6.2 A (at 240 VAC)				
<b>Power Specifications</b>	Rated Input Frequency	47 to 63 Hz		
	Maximum per power supply	2728 BTU/hr (at 100 VAC)		
		3069 BTU/hr (at 120VAC)		
4092 BTU/hr (at 200 to 240 VAC)				
<b>Power Supply Output</b> (per power supply)	To review typical system power ratings use the Power Calculator which is available via the online tool located at URL: <a href="http://www.hp.com/go/bladeSystem/powercalculator">www.hp.com/go/bladeSystem/powercalculator</a>			
<b>System Inlet Temperature</b>	Operating	Rated Steady-State Power	800 W (at 100 VAC) 900 W (at 120 VAC) 1200 W (at 200 to 240 VAC)	
		Maximum Peak Power	880 W (at 100 VAC) 990 W (at 120 VAC) 1350 W (at 200 to 240 VAC)	
		10° to 35°C (50° to 95°F) at sea level with an altitude derating of 1.0°C per every 305 m (1.8°F per every 1000 ft) above sea level to a maximum of 3050 m (10,000 ft), no direct sustained sunlight. Maximum rate of change is 10°C/hr (18°F/hr). The upper limit may be limited by the type and number of options installed. System performance may be reduced if operating with a fan fault or above 30°C (86°F).		
<b>Relative Humidity</b> (non-condensing)	Non-operating	-30° to 60°C (-22° to 140°F). Maximum rate of change is 20°C/hr (36°F/hr).		
	Operating	10 to 90% relative humidity (Rh), 28°C (82.4°F) maximum wet bulb temperature, non-condensing.		
		5 to 95% relative humidity (Rh), 38.7°C (101.7°F) maximum wet bulb temperature, non-condensing.		
<b>Altitude</b>	Operating	3050 m (10,000 ft). This value may be limited by the type and number of options installed. Maximum allowable altitude change rate is 457		

### Technical Specifications

		Non-operating	m/min (1500 ft/min). 9144 m (30,000 ft). Maximum allowable altitude change rate is 457 m/min (1500 ft/min).
	<b>Acoustic Noise</b>		Listed are the declared A-Weighted sound power levels (LWAd) and declared average bystander position A-Weighted sound pressure levels (LpAm) when the product is operating in a 23°C ambient environment. Noise emissions were measured in accordance with ISO 7779 (ECMA 74) and declared in accordance with ISO 9296 (ECMA 109).
		Idle	depends on server configuration & mix of server blades
		Operating	varies by CPU utilization, server configuration, and mix of server blades
<b>Option Kits</b>	<b>Power Supply Dimensions</b>	Size	Height: 1.515 in (38.48 mm) Width: 3.4 in (86.36 mm) Depth: 7.5 in (190.5 mm)
		Weight	2.5 lbs (1.13 kg)
	<b>Fan Option Shipping Dimensions</b>	Size	Height: 8.75 in (223 mm) Width: 9.75 in (248 mm) Depth: 15.88 in (403 mm)
		Weight	4.0 lbs (1.8 kg)
<b>Environment-friendly Products and Approach</b>	<b>End-of-life Management and Recycling</b>	<p>Hewlett-Packard offers end-of-life HP product return, trade-in, and recycling programs in many geographic areas. For trade-in information, please go to: <a href="http://www.hp.com/go/green">http://www.hp.com/go/green</a>. To recycle your product, please go to: <a href="http://www.hp.com/go/green">http://www.hp.com/go/green</a> or contact your nearest HP sales office. Products returned to HP will be recycled, recovered or disposed of in a responsible manner.</p> <p>The EU WEEE directive (2002/95/EC) requires manufacturers to provide treatment information for each product type for use by treatment facilities. This information (product disassembly instructions) is posted on the Hewlett Packard web site at: <a href="http://www.hp.com/go/green">http://www.hp.com/go/green</a>. These instructions may be used by recyclers and other WEEE treatment facilities as well as HP OEM customers who integrate and re-sell HP equipment.</p>	

### Summary of Changes

Date	Version History	Action	Description of Change:
20-Jan-2015	From Version 61 to 62	Changed	Overview and Related Options sections were updated
			Deleted sku AF500A  Obsolete skus Deleted: <ul style="list-style-type: none"> <li>• B7E01A</li> <li>• AF506A</li> <li>• AF914A</li> </ul>
07-Nov-2014	From Version 60 to 61	Changed	Overview, Pre-configured Models and Configuration Information Factory Integrated Models sections were updated  Smart Buy sku updated
09-Sep-2014	From Version 59 to 60	Changed	What's new, Configuration Information Factory Integrated Models, Related Options sections were updated
		Added	Sku Added:  696910-B21
		Removed	Obsolete skus were removed: <ul style="list-style-type: none"> <li>• AF603A</li> <li>• TC318A</li> <li>• AF508A</li> <li>• 498358-B21</li> </ul>
01-Aug-2014	From Version 58 to 59	Changed	Changes were made in Smart Buy section (Enclosure and Warranty).  Sub-sections were added in Smart Buy (Physical Size, Enclosure Management and Software).
11-Jul-2014	From Version 57 to 58	Changed	Smart Buys were added.
10-Jun-2014	From Version 56 to 57	Changed	Changes made throughout the QuickSpec.
18-Feb-2014	From Version 55 to 56	Changed	Configuration Information and Related Options were revised.
10-Dec-2013	From Version 54 to 55	Changed	Changes were made throughout the QuickSpec.
22-Nov-2013	From Version 53 to 54	Removed	Removed the What's New Section
			Removed part number from the Related Options/ HP c Class Power Supply Section
13-Sep-2013	From Version 52 to 53	Changed	Configuration Information Factory Integrated Models and Related Options were revised.
15-Mar-2013	From Version 51 to 52	Changed	Overview: Updated What's New section
			Models: Updated HP BladeSystem c-Class Server Blade Enclosures
			HP BladeSystem c-Class Overview: Updated HP ProLiant & Integrity Server Blades and HP D2200sb Storage Blade.
			Configuration Information Factory Integrated Models: Updated Step 2.

### Summary of Changes

			<p>Related Options: Updated HP Onboard Administrator, HP c-class Power Supply, HP Insight Software and HP Storage Blade.</p> <p>Power Specifications: HP 1200W Common Slot Platinum Hot Plug Power Supply Kit and Note to section.</p>
		Removed	<p>Removed "Platinum" reference throughout QS.</p> <p>Removed NOTE from Technical Specifications section.</p>
01-Mar-2013	From Version 50 to 51	Removed	<p>Related Options: Removed TC276AAE and TC277AAE from HP Insight Software section.</p>
19-Feb-2013	From Version 49 to 50	Changed	<p>Changes made throughout the QS to reflect the title changes to HP BladeSystem c3000 Platinum Enclosure.</p> <p>Models section was updated.</p> <p>Service and Support section was completely revised.</p> <p>Other changes made in the Configuration Information and Related Options.</p>
14-Dec-2012	From Version 48 to 49	Added	<p>Configuration Information Factory Integrated Models: added models</p> <p>Related Options: added parts in HP Rack Series</p>
24-Sep-2012	From Version 47 to 48	Changed	Changes made throughout the QuickSpec.
31-Aug-2012	From Version 46 to 47	Changed	Changes made throughout the QuickSpec.
14-May-2010	From Version 45 to 46	Changed	Changes made in the Related Options section.
26-Mar-2012	From Version 44 to 45	Changed	Changes made throughout the QuickSpec.
06-Mar-2012	From Version 42 to 44	Added	Added a reference to Gen8.
14-Nov-2011	From Version 41 to 42	Changed	HP Insight management software, Optimized, Standard and Basic Care Packages and HP c-Class Power Supply were revised.
29-Sep-2011	From Version 40 to 41	Changed	Revisions made in the Configuration Information and Related Options sections.
26-Sep-2011	From Version 39 to 40	Changed	<p>Power Supplies, HP BladeSystem c-Class Interconnects, HP Ultrium Tape Blades and HP Care Pack Services were revised</p> <p>What's New was added to the Overview</p>
30-Aug-2011	From Version 38 to 39	Changed	<p>Standard and Basic Care Packages were updated in Service and Support</p> <p>Changes were made throughout Configuration Information Factory Integrated Models and Related Options</p>
12-Aug-2011	From Version 37 to 38	Changed	Link corrections were made in the Related Options section.
24-Jun-2011	From Version 36 to 37	Changed	Changes made throughout the QuickSpec. Including the removal of ProCurve & StorageWorks.
03-Jun-2011	From Version 35 to 36	Changed	Changes made to North America and Canada only.
29-Apr-2011	From Version 34 to 35	Changed	The Service and Support section was completely revised and other changes made throughout the QuickSpec.
11-Feb-2011	From Version 33 to 34	Changed	<p>Mixed Configuration - Full Height and Half Height Population was revised</p> <p>HP R5500 UPS Tower Conversion Kit was removed from HP</p>



### Summary of Changes

			<p>Uninterruptible Power Systems - Rack</p> <p>HP c3000 Enclosure Options was removed from Related Options</p>
14-Jan-2011	From Version 32 to 33	Changed	<p>HP BladeSystem c-Class Interconnect and Mezzanine Components URLs were modified in HP BladeSystem c-Class Interconnects Options</p> <p>HP Uninterruptible Power Systems product descriptions were revised</p> <p>These fans are for the HP BladeSystem c3000 CTO Enclosure note was removed from HP c-Class Active Cool Fan in Step 2</p> <p>HP PCI Express Mezzanine pass-thru card for HP BladeSystem was removed from HP c-Class Storage Blades</p>
10-Jan-2011	From Version 31 to 32	Changed	<p>HP StorageWorks D2200sb Storage Blade was added and HP StorageWorks SB40c Storage Blade was removed</p> <p>HP Insight Control for BladeSystem Licenses, HP Uninterruptible Power Systems - Rack, HP Insight Software and HP Virtual Connect Enterprise Manager product descriptions were revised</p> <p>HP Virtual Connect FlexFabric 10Gb/24-port Module for c-Class BladeSystem is not compatible with the c3000 enclosure note was added to HP BladeSystem c-Class Ethernet Interconnects</p>
15-Nov-2010	From Version 30 to 31	Changed	<p>Product descriptions were revised throughout, Brocade SAN Switch for HP BladeSystem c-Class was added and HP StorageWorks Network Storage Servers was removed.</p>
08-Oct-2010	From Version 29 to 30	Changed	<p>HP Tape Backup and HP Care Pack Services were revised</p> <p>Service and Support was added</p> <p>HP TFT7600 G2 KVM Console Rackmount Keyboard Monitors were added to Keyboards and Monitors</p>
		Removed	<p>HP BladeSystem c3000 Enclosure Tower was removed</p> <p>What's New was removed from the Overview</p> <p>HP c3000 Enclosure DVD Drive was removed</p> <p>HP 4Gb Virtual Connect Fibre Channel Module for c-Class BladeSystem was removed from Step 3</p> <p>HP Insight Control, Single-Server License including 1 year of 24x7 Technical Support and Update was removed from HP Insight Software</p> <p>HP Disk Backup was removed from Related Options</p>
02-Jul-2010	From Version 28 to 29	Added	<p>Mixing of the Active Cool 100 and Active Cool 200 in a c3000 enclosure is not supported note was added to HP c-Class</p>

### Summary of Changes

			Active Cool Fans.
		Removed	Part numbers 508669-B21, AF600A and AF602A were removed and 2x16 Console Switch with Virtual Media was removed from HP KVM Switch Options.
21-Jun-2010	From Version 27 to 28	Changed	HP Rack 10000 G2 Series and HP Rack Options were completely revised
		Removed	<p>HP Insight Control for Linux was added to HP Insight Software</p> <p>HP 1Gb Virtual Connect Ethernet Module for c-Class BladeSystem, HP 10Gb Ethernet BL-c Switch and 10GbE Dual Port Mezzanine Adapter for HP BladeSystem c-Class were removed from HP BladeSystem c-Class Ethernet Interconnects</p> <p>HP Brocade 4/12 SAN Switch, HP Brocade 4/24 SAN Switch Power Pack and HP Brocade 4/24 SAN Switch were removed from HP BladeSystem c-Class FC SAN Interconnects</p> <p>4x1x16 IP Console Switch with Virtual Media and HP USB KVM Cable with audio, 6-2-pack were removed from HP KVM Switch Options</p>
28-Apr-2010	From Version 26 to 27	Removed	Removed part number AH351B from a Note in Step 2A of the Configuration Information section.
12-Mar-2010	From Version 25 to 26	Changed	NOTE was added to HP 1200W -48V DC Common Slot Power Supply and all references to 2 x 1 x 16 IP Console Switch with Virtual Media, part number AF601A, were removed.
16-Feb-2010	From Version 24 to 25	Changed	Changes were made throughout the Configuration Information Factory Integrated Models and Related Options sections.
25-Nov-2009	From Version 23 to 24	Changed	Minor edits were made within the QuickSpec.
16-Nov-2009	From Version 22 to 23	Changed	Changes were made throughout the QuickSpec.
02-Oct-2009	From Version 21 to 22	Changed	Changes made throughout the QuickSpec except for the Models and Technical Specifications sections.
25-Sep-2009	From Version 20 to 21	Changed	Changes made to the North America and Canada versions only.
28-Aug-2009	From Version 19 to 20	Changed	Changes made to the North America and Canada versions only.
17-Jul-2009	From Version 18 to 19	Changed	Revisions were made in the HP BladeSystem c-Class Overview and Related Options sections.
12-Jun-2009	From Version 17 to 18	Added	<p>Rack Rails to NOTE for HP BladeSystem c3000 CTO Enclosure-Rack in Step 2 of the Configuration Information - Factory Integrated Models section</p> <p>HP StorageWorks D2D2504i Backup System to Data Protection in the Related Options section</p>
		Changed	<p>Updated the Keyboards and Monitors in the Related Options section</p> <p>HP BLc3000 Rack Rails was removed from Other Enclosure Options in Step 2A of the Configuration Information - Factory Integrated Models section</p>
27-Apr-2009	From Version 16 to 17	Added	HP ProLiant Onboard Administrator to the HP BladeSystem c-Class Overview section

### Summary of Changes

		Changed	<p>Active Cool 100 Fan throughout the QuickSpec</p> <p>NOTE for HP iLO Advanced Pack for BladeSystem or iLO Advanced and purchase information NOTE for HP Insight Control Suite (ICE) in the HP BladeSystem c-Class Overview section and a NOTE was added to HP Insight Control suite in the Related Options section</p> <p>Replaced "ProLiant" with "Insight" for HP Insight Essentials Foundation Pack in Core Infrastructure Management in the HP BladeSystem c-Class Overview section</p> <p>Revised Onboard Administrator for Tower Model and removed Power Supplies from Step 2 of the Configuration Information Factory Integrated Models section</p> <p>Revised Additional c3000 Power Supplies and HP Insight Control suite for BladeSystem Licenses and added Redundant Onboard Administrator to Step 2a of the Configuration Information Factory Integrated Models section</p> <p>Updates were made throughout the Models section and to the NOTES section of the Configuration Information Factory Integrated Models section</p> <p>Completely revised HP StorageWorks Ultrium Tape Blades, HP Insight Control suite (ICE) and Server Management Stand Alone Software Products in the HP BladeSystem c-Class Overview and Related Options sections and Data Protection in the Related Options section</p> <p>Revisions were made throughout Step 2 and Step 2A in the Configuration Information Factory Integrated Models section and to Service and Support Offerings in the Related Options section</p> <p>Removed 10642 G2 (42U) Rack Cabinet from HP Rack 10000 G2 Series, 10642 Rear Extension Kit from Rack Options for Rack 10000 G2 Series and HP Modular Cooling from the Related Options section</p>
26-Jan-2009	From Version 15 to 16	Changed	Changes made throughout the entire QuickSpec.
17-Nov-2008	From Version 14 to 15	Changed	<p>Changes were made to the following sections:</p> <ul style="list-style-type: none"> <li>Overview</li> <li>What's New</li> <li>At A Glance</li> <li>HP BladeSystem c-Class Overview</li> <li>HP BladeSystem Overview</li> <li>HP SB40c Storage Blade</li> <li>HP StorageWorks Tape Blades</li> <li>HP BladeSystem c-Class Interconnect Enclosure</li> <li>HP Insight Control Environment for BladeSystem Management Suite</li> <li>Server Management Stand Alone Software</li> <li>HP Enterprise Configurator</li> <li>Configuration Information Factory Integrated Models</li> </ul>

### Summary of Changes

			<p>Step 2A: Select additional optional enclosure options</p> <p>Step 3: Select additional (one to four) interconnects</p> <p>Related Options</p> <p>Other c3000 enclosure options</p> <p>HP BladeSystem c-Class Ethernet Interconnects</p> <p>HP BladeSystem c-Class FC SAN Interconnects</p>
30-Oct-2008	From Version 13 to 14	Removed	Removed model number 409513-B22 from the Related Options section.
15-Sep-2008	From Version 12 to 13	Changed	<p>Changes were made to the following sections:</p> <p>Overview</p> <p>What's New</p> <p>At A Glance</p> <p>HP BladeSystem c-Class Overview</p> <p>HP BladeSystem Overview</p> <p>HP BladeSystem c-Class c3000 Enclosure</p> <p>HP Insight Control Environment for BladeSystem Management Suite</p> <p>Configuration Information Factory Integrated Models</p> <p>Step 2: Determine quantity of HP BladeSystem c-3000 Enclosures to purchase and choose Required Options</p> <p>Step 2A: Select additional optional enclosure options</p> <p>Step 3: Select additional (one to four) interconnects</p> <p>Step 4: Select rack power distribution for installing the enclosure into a rack.</p> <p>Related Options</p> <p>c3000 Enclosure Options</p> <p>HP BladeSystem c-Class c3000 Enclosure</p> <p>Other c3000 enclosure options</p> <p>HP BladeSystem c-Class FC SAN Interconnects</p> <p>HP Monitored Power Distribution Unit</p>
14-Jul-2008	From Version 11 to 12	Added	<p>Additions made to the Overview, HP BladeSystem c-Class Overview, Configuration Information and Related Options sections:</p> <p>HP 8/12 and 8/24 SAN Switch c-Class BladeSystem</p> <p>Power Cord, C20 C13, 15A, Universal Jumper, 2m</p> <p>HP D2D Backup Systems</p>
		Changed	<p>Change was made to MSA1000 in Factory Express Portfolio in the HP BladeSystem c-Class Overview section and to Data Protection in the Related Options section</p> <p>HP Insight Control Environment for BladeSystem Management Suite</p> <p>Server Management Stand Alone Software Product</p> <p>NOTES section for HP NC512m Dual Port 10GbE Multifunction BL-c Adapter in HP BladeSystem c-Class Ethernet Connects</p> <p>Headings for HP Modular Power Distribution Unit and Uninterruptible Power System in Step 4 of the Configuration</p>

### Summary of Changes

			Information Factory Integrated Models section Monitors and Keyboards and HP KVM Switch Options in the Related Options section
11-Apr-2008	From Version 10 to 11	Changed	Changes made to the North America and Canada QuickSpecs only.
31-Mar-2008	From Version 9 to 10	Added	Cisco Catalyst Blade Switch 3120X, Part #451439-B21 and Cisco Catalyst Blade Switch 3120G, Part #451438-B21, were added to the Configuration Information and Related Options sections and BL460c Smart Buy Server Blade, Part #461273-001, was added to the Smart Buys section.
		Changed	Changes were made in the Overview, HP BladeSystem c-Class Overview, Configuration Information and Related Options sections.
14-Mar-2008	From Version 8 to 9	Changed	Changes made to the North America and Canada QuickSpecs only.
03-Mar-2008	From Version 7 to 8	Changed	Changes made to the North America and Canada QuickSpecs only.
11-Feb-2008	From Version 6 to 7	Changed	Changes were made throughout the QuickSpec.
18-Jan-2007	From Version 5 to 6	Changed	Changes made to the North America and Canada QuickSpecs only.
14-Jan-2008	From Version 4 to 5	Added	The HP BladeSystem c3000 Enclosure - Tower Model option was added.
		Changed	Changes were made throughout the QuickSpec to reflect the addition of the tower option.
02-Nov-2007	From Version 3 to 4	Changed	Changes made to the At A Glance section.
05-Oct-2007	From Version 2 to 3	Changed	Changes made to the Service and Support Offerings section of Related Options.
01-Oct-2007	From Version 1 to 2	Changed	Changes made to the North America and Canada QuickSpecs only.

© Copyright 2014 Hewlett-Packard Development Company, L.P.

The information contained herein is subject to change without notice.

Microsoft and Windows NT are US registered trademarks of Microsoft Corporation. Intel, the Intel logo, Xeon and Xeon Inside are trademarks of Intel Corporation in the U.S. and other countries. AMD is a US registered trademark of AMD Corporation.

The only warranties for HP products and services are set forth in the express warranty statements accompanying such products and services. Nothing herein should be construed as constituting an additional warranty. HP shall not be liable for technical or editorial errors or omissions contained herein.